





# Measuring Angles

An **angle** is a measure of turn, measured in degrees.


There are  $360^\circ$  in a full turn.



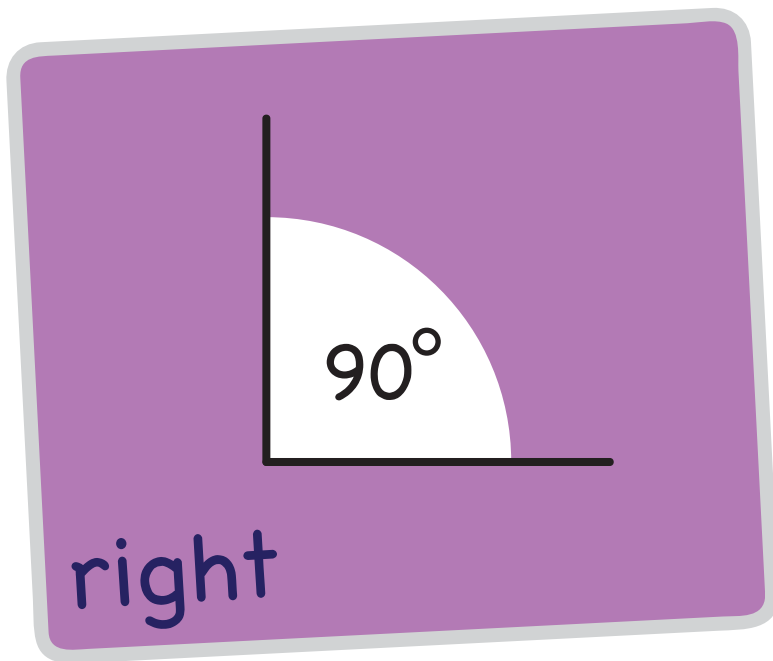
acute

Acute angles are less than  $90^\circ$ .

Obtuse angles are between  $90^\circ$  and  $180^\circ$ .

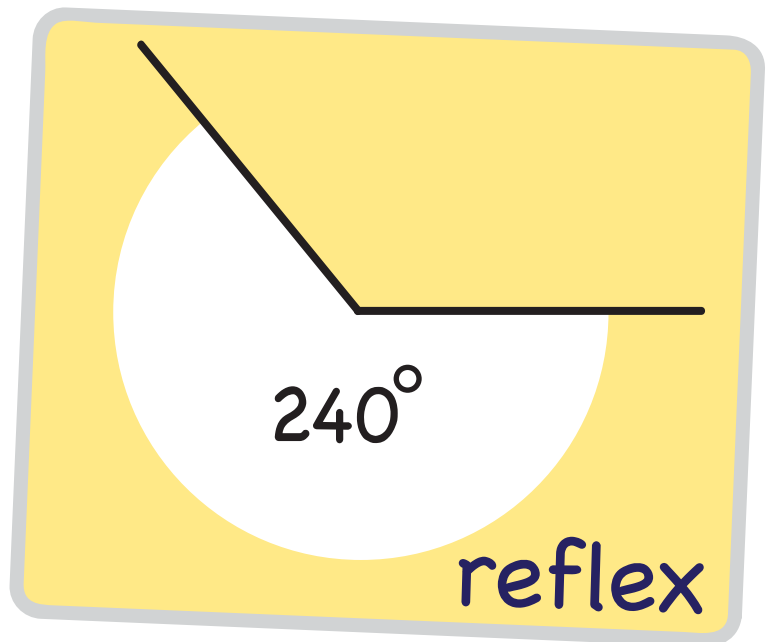


obtuse



Right angles  
are  $90^\circ$   
exactly.

Reflex angles  
are between  
 $180^\circ$  and  $360^\circ$ .



You can find out the size of an angle  
using a protractor.

